

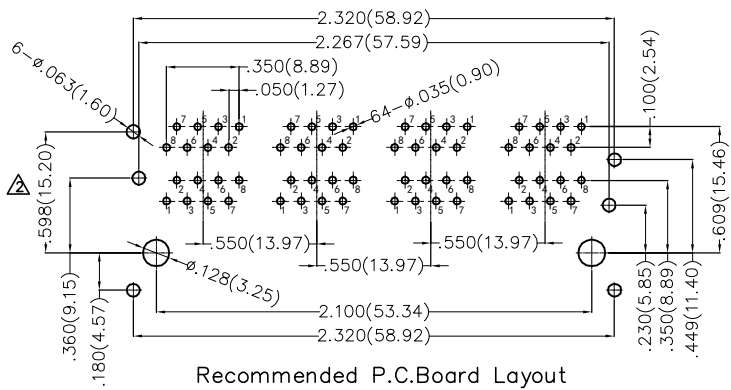
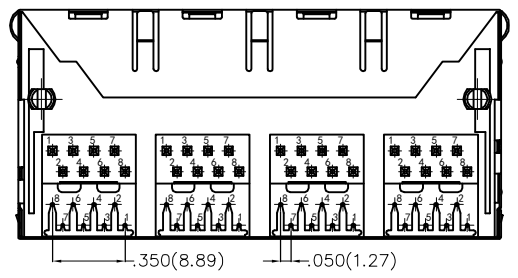
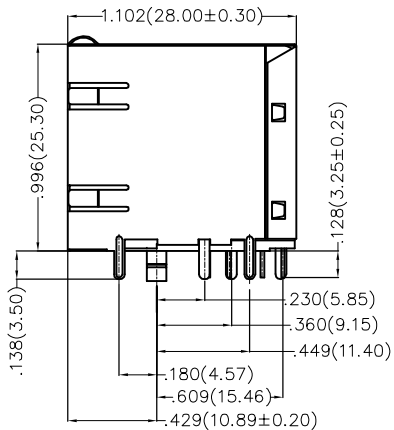
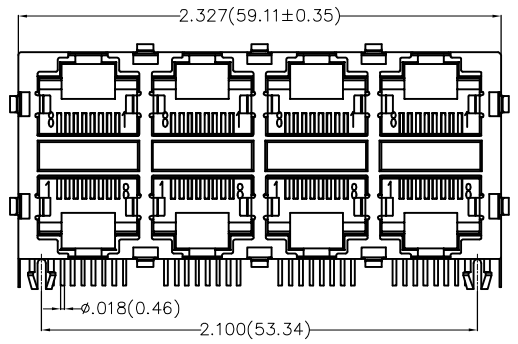
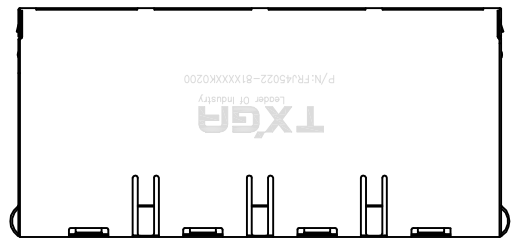
REV	LOCATIONS	DESCRIPTION	DATE	REVISER	APPD
1	△	Part No.: Change FRJ45138 into FRJ45022	01/JUN/18	KATE	ERIC
2	△	Update dimensions	29/APR/25	MATT	LEO

SPECIFICATIONS

Electrical
 Current Rating: 1.5A AC(rms)/DC
 Voltage Rating: 125V AC(rms)/DC
 Contact Resistance: 30 mΩ Max
 Insulation Resistance: 500 MΩ Min / DC 500V
 Withstanding Voltage: 500V AC r.m.s
 Operating Temperature: -40°C~+85°C

Material and Plating
 Housing: Thermoplastic (UL 94V-0)
 Contact: Phosphor Bronze
 Shell: Brass

Plating
 Contact: Gold Plated Over Nickel
 Shell: Nickel Plated



Recommended P.C.Board Layout

Ordering Information

FRJ45 022 — 8 1 XX XX K 0 2 0 0
 1 2 3 4 5 6 7 8

1	Category	2	Distinction No.	3	Ports options	4	Plating
	FRJ45-RJ45 Connector		022		8-8 Ports		1-Gold Plated
5	Thickness of plating	6	Color-Resin	7	Packaging	8	Contact type
	00-Gold flash 03-3μ" Custom plate available		K6-Black U1-Blue		K-Tray		2-Round pin

 THIRD ANGLE PROJECTION	GENERAL TOLERANCES (UNLESS SPECIFIED)		APPROVE BY FRANK	DATE 22/JUN/17	PART NO. △ FRJ45022-81XXXXX0200	ITEM NO. FRJ45022	 Building Technology Cornerstone
	DESIGN UNITS Inch (metric)	X.±.012(0.30) X.X±.008(0.20) X.XX±.006(0.15) X.XXX±.004(0.10)	X.±5" .X±2" .XX±1" .XXX±0.5"	CHECKED BY CHERRY	DATE 22/JUN/17	TITLE RJ45 Connectors 8P8C 90°Angle	
SCALE 5:1	SIZE A4		DRAWN BY LXF	DATE 22/JUN/17	THIS DRAWING CONTAINS INFORMATION THAT IS PROPRIETARY TO TXGA INDUSTRIAL ELECTRONICS(S.Z)CO.,LTD AND SHOULD NOT BE USED WITHOUT WRITTEN PERMISSION		

1 2 3 4 5 6 7 8

A

B

C

D

E

F

A

B

C

D

E

F

1 2 3 4 5 6 7 8